

## Plug and Sockets BCZ8060 Series Explosion-proof Plug and Sockets



- ◆ Explosion protection to
  - CENELEC
  - IEC
  - NEC
- ◆ Can be used in
  - Zone 1 and Zone 2
  - Zone 21 and Zone 22
  - Class I, Zone 1 and Zone 2
  - Class I, Division 2, Groups A, B, C, D
- ◆ 2P, 3P, 4P and 5P.
- ◆ Only the switch in the socket cut off can plug be pulled out, power after inserting the plug.
- ◆ GRP (glass fibre-reinforced polyester resin).

### ■ Catalogue number logic

BCZ 8060 - □ / □ / □ / □

Z: Socket  
T: Plug  
L: Coupler

Number of pole

2P  
3P (2P+PE or 1P+N+PE)  
4P (3P+PE)  
5P (3P+N+PE)

Rated voltage (V)

690: 600~690  
500: 480~500  
415: 380~415  
250: 200~250  
130: 100~130  
50: 50~250  
48: 12~48

Rated current (A)

Design No.

Explosion-proof plug and sockets



# Zones 1&2; 21&22

## Plug and Sockets

### BCZ8060 Series Explosion-proof Plug and Sockets

Selection table

Version	Voltage (V)	Current (A)	Number of pole	Schematic diagram	h	Ordering code	Weight (kg)
	480 ~ 500	16(10)	3P+PE		7	30048	1.85
	380 ~ 415		3P+N+PE		6	30049	1.85
			3P+PE		6	30050	1.85
	200 ~ 250		3P+N+PE		6	30051	1.85
			3P+PE		9	30052	1.85
	100 ~ 130		2P+PE		6	30053	1.85
			1P+N+PE		4	30054	1.85
	50 ~ 250		2P+PE		12	30055A	1.80
			2P			30056A	1.80
	12 ~ 48		2P+PE		12	30057A	1.80
			2P			30058A	1.80
	600 ~ 690	32(20)	3P+PE		5	30059	2.85
	480 ~ 500		3P+PE		7	30060	2.85
	380 ~ 415		3P+N+PE		6	30061	2.85
			3P+PE		6	30062	2.85
	200 ~ 250		3P+N+PE		6	30063	2.85
			3P+PE		9	30064	2.85
			600 ~ 690	63 (50), (60)	3P+PE		5
480 ~ 500		3P+PE			7	30081	16.00
380 ~ 415		3P+N+PE			6	30065	16.00
		3P+PE			6	30066	16.00
200 ~ 250		3P+N+PE			6	30067A	16.00
		3P+PE			9	30067B	16.00
		600 ~ 690	125(100)		3P+PE		5
	480 ~ 500	3P+PE			7	30069	16.00
	380 ~ 415	3P+N+PE			6	30070	16.00
		3P+PE			6	30071	16.00
	200 ~ 250	3P+N+PE			6	30072	16.00
		3P+PE			9	30073	16.00



## Plug and Sockets

### BCZ8060 Series Explosion-proof Plug and Sockets













#### Technical data

#### Explosion-proof plug and sockets BCZ8060-16/□/□

<b>Explosion protection</b>	
Global (IECEX)	IECEX CNEX 21.0004X
Gas and dust	Ex db eb IIC T6 Gb Ex tb IIIC T80°C Db IP66
Europe (ATEX)	CNEX 21 ATEX 0003X
Gas and dust	⊕ II 2 G Ex db eb IIC T6 Gb ⊕ II 2 D Ex tb IIIC T80°C Db IP66
<b>Certificates</b>	IECEX; ATEX; CU-TR
<b>Conformity to standards</b>	EN 60079-0, EN 60079-1, EN 60079-7, EN 60079-31 IEC 60079-0, IEC 60079-1, IEC 60079-7, IEC 60079-31
<b>Enclosure material</b>	GRP (glass fibre-reinforced polyester resin)
<b>Exposed fastener</b>	Stainless steel
<b>Rated voltage</b>	AC 480V~500V, 380V~415V, 200V~250V, 100V~130V, 12V~48V DC 50V~250V, 12V~48V
<b>Rated current</b>	10A, 16A
<b>Degree of protection</b>	IP66
<b>Ambient temperature</b>	-20°C~+55°C
<b>Cable entries (Socket)</b>	Standard 1 x M25x1.5 cable gland(plastic), 1 x M25x1.5 plug (plastic)
<b>Cable gland (optional)</b>	DQM-I (Ex e) is recommended. Please see P7/16.
<b>Cross section of cable</b>	2.5~4 mm <sup>2</sup>



#### Accessories and spare parts

Version	Voltage (V)	Current (A)	Number of pole	Schematic diagram	h	Colour	Ordering Code	Weight (kg)
<b>16A Coupler</b> 	480 ~ 500	16(10)	3P+PE		7	Black	30099	1.30
			3P+N+PE		6	Red	30100	1.30
	380 ~ 415		3P+PE		6	Red	30101	1.30
			3P+N+PE		6	Blue	30102	1.30
	200 ~ 250		3P+PE		9	Blue	30103	1.30
			2P+PE		6	Blue	30104	1.30
	100 ~ 130		1P+N+PE		4	Yellow	30105	1.30
	50 ~ 250		2P+PE		12	Violet	30106A	1.25
			2P			Violet	30107A	1.25
	12 ~ 48		2P+PE		12	Violet	30108A	1.25
			2P			Violet	30109A	1.25

## Plug and Sockets

### BCZ8060 Series Explosion-proof Plug and Sockets

#### Accessories and spare parts

Version	Voltage (V)	Current (A)	Number of pole	Schematic diagram	h	Colour	Ordering Code	Weight (kg)
16A Socket 	480 ~ 500	16(10)	3P+PE		7	Black	30075	1.50
	380 ~ 415		3P+N+PE		6	Red	30076	1.50
			3P+PE		6	Red	30077	1.50
			3P+N+PE		6	Blue	30078	1.50
	200 ~ 250		3P+PE		9	Blue	30079	1.50
			2P+PE		6	Blue	30080	1.50
	100 ~ 130		1P+N+PE		4	Yellow	30081	1.50
	50 ~ 250		2P+PE		12	Violet	30082A	1.45
			2P			Violet	30083A	1.45
			2P+PE		12	Violet	30084A	1.45
	12 ~ 48		2P			Violet	30085A	1.45
16A Plug 		480 ~ 500	3P+PE		7	Black	30087	0.35
380 ~ 415	16(10)	3P+N+PE		6	Red	30088	0.35	
		3P+PE		6	Red	30089	0.35	
		3P+N+PE		6	Blue	30090	0.35	
200 ~ 250	3P+PE		9	Blue	30091	0.35		
	2P+PE		6	Blue	30092	0.35		
100 ~ 130	1P+N+PE		4	Yellow	30093	0.35		
50 ~ 250	2P+PE		12	Violet	30094A	0.35		
	2P			Violet	30095A	0.35		
12 ~ 48	2P+PE		12	Violet	30096A	0.35		
	2P			Violet	30097A	0.35		



## Plug and Sockets BCZ8060 Series Explosion-proof Plug and Sockets

Technical data	
<b>Explosion-proof plug and sockets</b> BCZ8060-32/□/□	
<b>Explosion protection</b>	IECEX CNEX 21.0004X
Global (IECEX)	Ex db eb IIC T5 or T4 Gb
Gas and dust	Ex tb IIIC T80°C Db IP66
Europe (ATEX)	CNEX 21 ATEX 0003X
Gas and dust	⊕ II 2 G Ex db eb IIC T5 or T4 Gb
	⊕ II 2 D Ex tb IIIC T80°C Db IP66
<b>Certificates</b>	IECEX; ATEX; CU-TR
<b>Conformity to standards</b>	EN 60079-0, EN 60079-1, EN 60079-7, EN 60079-31 IEC 60079-0, IEC 60079-1, IEC 60079-7, IEC 60079-31
<b>Enclosure material</b>	GRP (glass fibre-reinforced polyester resin)
<b>Exposed fastener</b>	Stainless steel
<b>Rated voltage</b>	AC 600V~690V, 480V~500V, 380V~415V, 200V~250V
<b>Rated current</b>	20A, 32A
<b>Degree of protection</b>	IP66
<b>Ambient temperature</b>	T5 for Tamb: -20°C~+40°C, T4 for Tamb: -20°C~+55°C
<b>Cable entries (Socket)</b>	Standard 1 x M40 x 1.5 cable gland (plastic), 1 x M40 x 1.5 plug(plastic)
<b>Cable gland (optional)</b>	DQM-I (Ex e) is recommended. Please see P7/16.
<b>Cross section of cable</b>	4~6 mm <sup>2</sup>

### Accessories and spare parts

Version	Voltage (V)	Current (A)	Number of pole	Schematic diagram	h	Colour	Ordering Code	Weight (kg)
32A Socket 	600 ~ 690	32(20)	3P+PE		5	Black	30110	1.90
	480 ~ 500		3P+PE		7	Black	30111	1.90
	380 ~ 415		3P+N+PE		6	Red	30112	1.90
			3P+PE		6	Red	30113	1.90
	200 ~ 250		3P+N+PE		6	Blue	30114	1.90
			3P+PE		9	Blue	30115	1.90
32A Plug 	600 ~ 690	32(20)	3P+PE		5	Black	30116	0.95
	480 ~ 500		3P+PE		7	Black	30117	0.95
	380 ~ 415		3P+N+PE		6	Red	30118	0.95
			3P+PE		6	Red	30119	0.95
	200 ~ 250		3P+N+PE		6	Blue	30120	0.95
			3P+PE		9	Blue	30121	0.95
32A Coupler 	600 ~ 690	32(20)	3P+PE		5	Black	30122	1.75
	480 ~ 500		3P+PE		7	Black	30123	1.75
	380 ~ 415		3P+N+PE		6	Red	30124	1.75
			3P+PE		6	Red	30125	1.75
	200 ~ 250		3P+N+PE		6	Blue	30126	1.75
			3P+PE		9	Blue	30127	1.75









## Plug and Sockets

### BCZ8060 Series Explosion-proof Plug and Sockets

Technical data	
Explosion-proof plug and sockets BCZ8060-63/□/□	
<b>Explosion protection</b>	
Global (IECEX)	IECEX CNEC 21.0004X
Gas and dust	Ex db eb IIC T5 or T4 Gb Ex tb IIIC T80°C Db IP66
Europe (ATEX)	CNEC 21 ATEX 0003X
Gas and dust	⊕ Ex II 2 G Ex db eb IIC T5 or T4 Gb ⊕ Ex II 2 D Ex tb IIIC T80°C Db IP66
<b>Certificates</b>	IECEX; ATEX; CU-TR
<b>Conformity to standards</b>	EN 60079-0, EN 60079-1, EN 60079-7, EN 60079-31 IEC 60079-0, IEC 60079-1, IEC 60079-7, IEC 60079-31
<b>Enclosure material</b>	GRP (glass fibre-reinforced polyester resin)
<b>Exposed fastener</b>	Stainless steel
<b>Rated voltage</b>	AC 600V~690V, 480V~500V, 380V~415V, 200V~250V
<b>Rated current</b>	50A, 60A, 63A
<b>Degree of protection</b>	IP66
<b>Ambient temperature</b>	T5 for Tamb: -20°C~+40°C, T4 for Tamb: -20°C~+55°C
<b>Cable entries (Socket)</b>	Standard 1 x M50x1.5 cable gland (plastic)
<b>Cable gland (optional)</b>	DQM-I (Ex e) is recommended. Please see P7/16.
<b>Cross section of cable</b>	10~16 mm <sup>2</sup>

### Accessories and spare parts















Version	Voltage (V)	Current (A)	Number of pole	Schematic diagram	h	Colour	Ordering Code	Weight (kg)
 63A Socket	600 ~ 690	63 (50), (60)	3P+PE		5	Black	30128A	14.30
	480 ~ 500		3P+PE		7	Black	30129A	14.30
	380 ~ 415		3P+N+PE		6	Red	30130A	14.30
			3P+PE		6	Red	30131A	14.30
	200 ~ 250		3P+N+PE		6	Blue	30132A	14.30
			3P+PE		9	Blue	30133A	14.30
 63A Plug	600 ~ 690	63 (50), (60)	3P+PE		5	Black	30128B	1.70
	480 ~ 500		3P+PE		7	Black	30129B	1.70
	380 ~ 415		3P+N+PE		6	Red	30130B	1.70
			3P+PE		6	Red	30131B	1.70
	200 ~ 250		3P+N+PE		6	Blue	30132B	1.70
			3P+PE		9	Blue	30133B	1.70



## Plug and Sockets BCZ8060 Series Explosion-proof Plug and Sockets

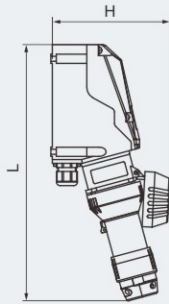
Technical data	
Explosion-proof plug and sockets <b>BCZ8060-125/□/□</b>	
<b>Explosion protection</b>	
Global (IECEX)	IECEX CNEX 21.0004X
Gas and dust	Ex db eb IIC T4 Gb Ex tb IIIC T80°C Db IP66
Europe (ATEX)	CNEX 21 ATEX 0003X
Gas and dust	⊕ II 2 G Ex db eb IIC T4 Gb ⊕ II 2 D Ex tb IIIC T80°C Db IP66
<b>Certificates</b>	IECEX; ATEX; CU-TR
<b>Conformity to standards</b>	EN 60079-0, EN 60079-1, EN 60079-7, EN 60079-31 IEC 60079-0, IEC 60079-1, IEC 60079-7, IEC 60079-31
<b>Enclosure material</b>	GRP (glass fibre-reinforced polyester resin)
<b>Exposed fastener</b>	Stainless steel
<b>Rated voltage</b>	AC 600V~690V, 480V~500V, 380V~415V, 200V~250V
<b>Rated current</b>	100A, 125A
<b>Degree of protection</b>	IP66
<b>Ambient temperature</b>	-20°C~+55°C
<b>Cable entries (Socket)</b>	Standard 1 x M63x1.5 cable gland (plastic), 1 x M63x1.5 plug (plastic)
<b>Cable gland (optional)</b>	DQM-I (Ex e) is recommended. Please see P7/16.
<b>Cross section of cable</b>	25~35 mm <sup>2</sup>



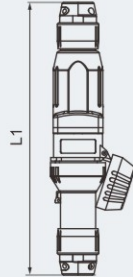
Accessories and spare parts								
Version	Voltage (V)	Current (A)	Number of pole	Schematic diagram	h	Colour	Ordering Code	Weight (kg)
	600 ~ 690	125(100)	3P+PE		5	Black	30134	14.30
	480 ~ 500		3P+PE		7	Black	30135	14.30
	380 ~ 415		3P+N+PE		6	Red	30136	14.30
			3P+PE		6	Red	30137	14.30
	200 ~ 250		3P+N+PE		6	Blue	30138	14.30
			3P+PE		9	Blue	30139	14.30
	600 ~ 690	125(100)	3P+PE		5	Black	30140	1.70
	480 ~ 500		3P+PE		7	Black	30141	1.70
	380 ~ 415		3P+N+PE		6	Red	30142	1.70
			3P+PE		6	Red	30143	1.70
	200 ~ 250		3P+N+PE		6	Blue	30144	1.70
			3P+PE		9	Blue	30145	1.70

## Plug and Sockets BCZ8060 Series Explosion-proof Plug and Sockets

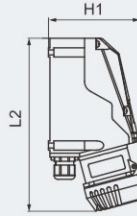
Dimension drawings (all dimensions in mm) - subject to alteration



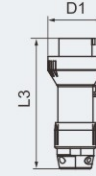
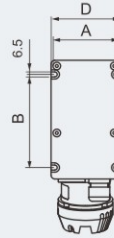
Plug and socket



Coupler (L)



Socket (Z)

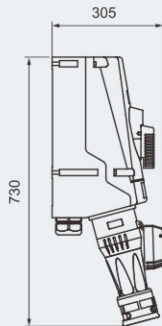


Plug (T)

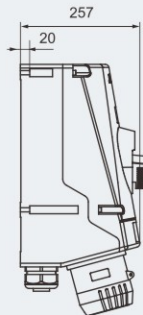
BCZ8060-16/□/□

BCZ8060-32/□/□

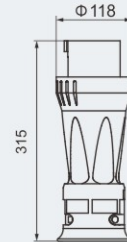
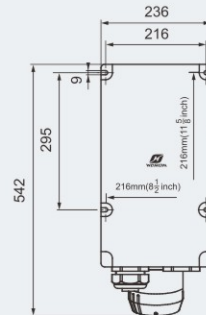
Version	L	H	L1	L2	H1	D	A	B	L3	D1
BCZ8060-16/□/(2P/3P)	336	154	356	227	120	90	80	122	171	72
BCZ8060-16/□/(4P/5P)	408	175	460	252	151	110	102	150	217	76.5
BCZ8060-32/□/□	460	209	514	283	171	120	113	169	253	95



Plug and socket



Socket (Z)



Plug (T)

BCZ8060-63/□/□

BCZ8060-125/□/□

